

Electric pump

EL10SSS

PUMP SPECIFICATIONS

Capacity [m ³ /h]	60
Head [m]	15.5
Impeller diameter [mm]/type	300/4 blades opened
Hose adaptor diameter [mm]	100
Cross section diameter [mm]	25
Weight (without cable) [kg]	270

ELECTRIC MOTOR

Power [kW-HP]	13-18
Voltage [V]/Current [A]	525/16.8
Phases/Poles/Frequency [Hz]	3/4/50
Speed [RPM]	1450
Insulation class	H
Power cable 20m (IEC 60245- 4)	H07RN-F 4G10

MATERIALS

Casing	Spheroidal cast iron EN-GJS-500-7 (EN 1563)
Motor housing	Spheroidal cast iron EN-GJS-500-7 (EN 1563)
Wear parts	High chrome EN-GJN-HV600 (XCr18) (EN 12513)
Main shaft	High tensile steel 39NiCrMo3 (AISI 9840)

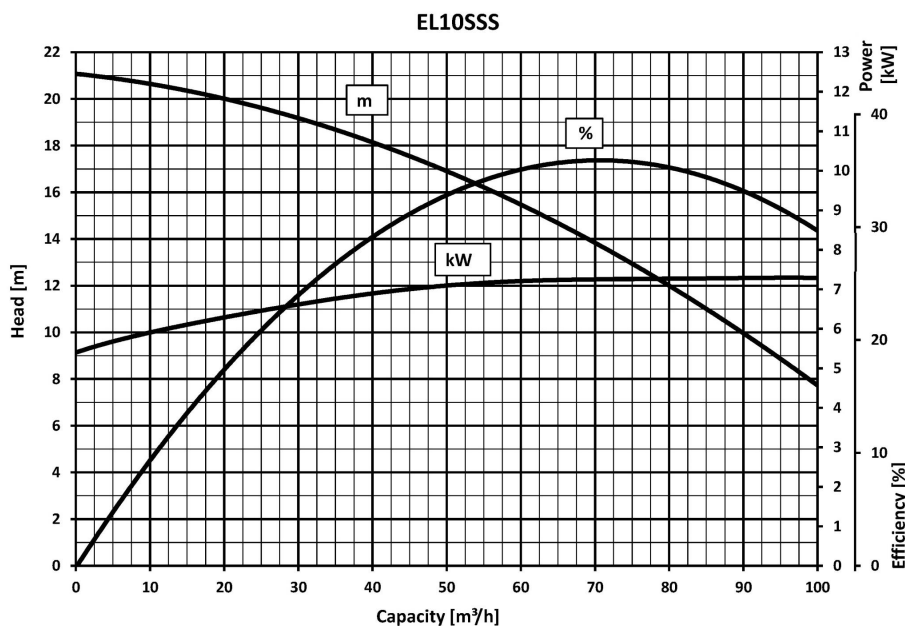
SEALS / LUBRICANT

Motor side seals	1 mechanical seal (silicon carbide in oil bath)
Impeller side seals	1 mechanical seal (silicon carbide in oil bath) + 4 lip seal (2 BUNA + 2 TPU)
Oil type	ISO 32

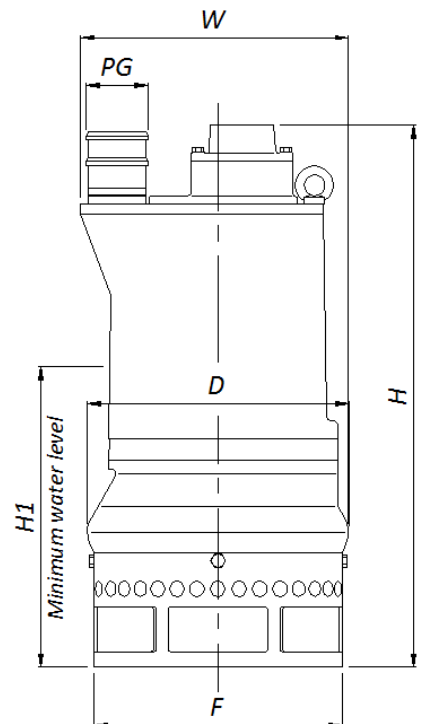
DIMENSIONS [mm]

H	W	D	F	H1	PG
920	435	435	415	550	100

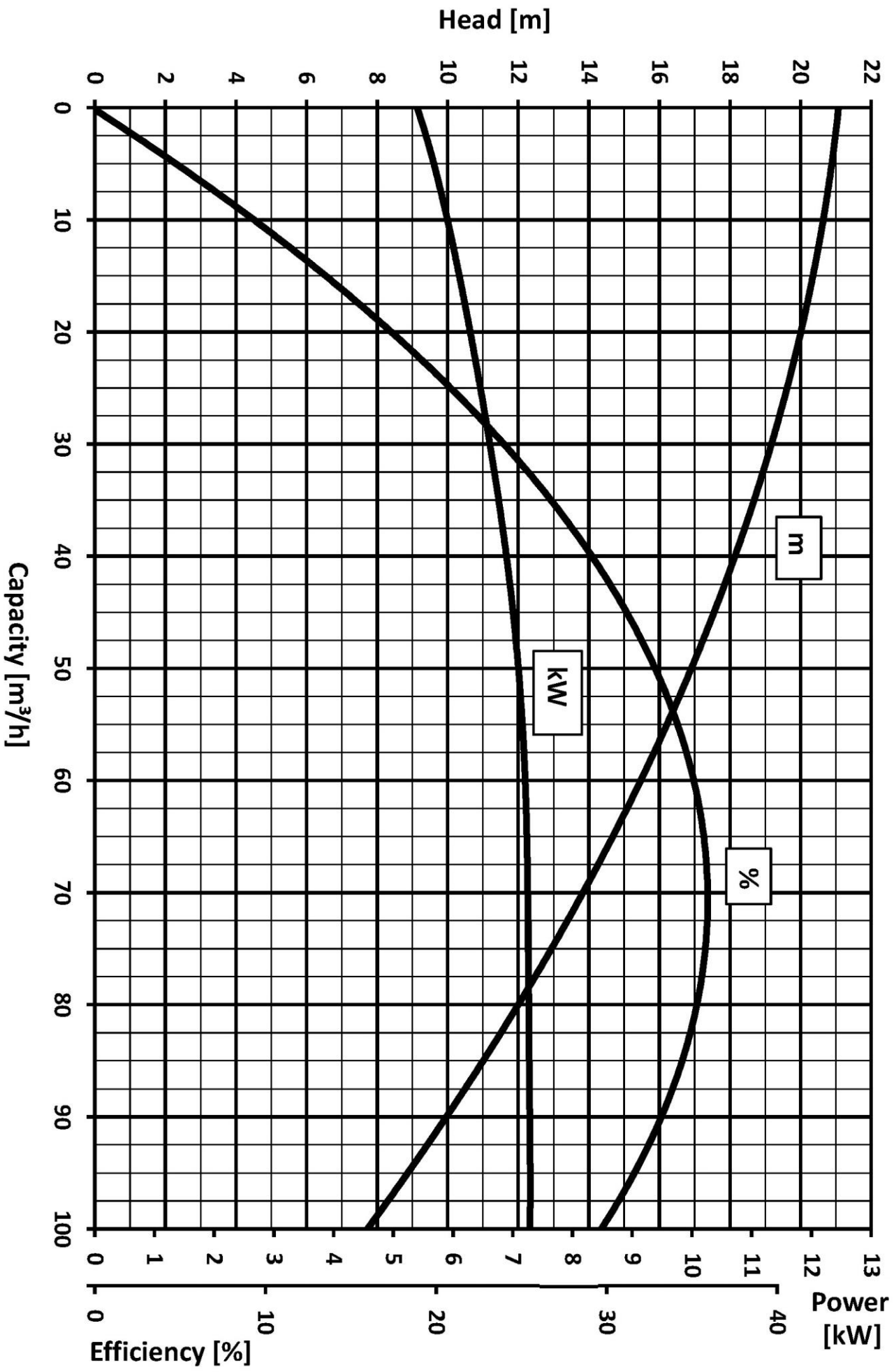
PERFORMANCE CURVES



We reserve the right to make changes without notice



EL10SSS



We reserve the right to make changes without notice