

Electric pump

EL604SMSHH

PUMP SPECIFICATIONS	Mod. A	Mod. B
Capacity [m ³ /h - (USGPM)]	100 - (440)	200 - (880)
Head [m - (ft)]	49 - (159)	35 - (114)
Impeller diameter [mm - (in)]/type	380 - (15,2)/3 blades closed	
Flanged bore size [DN.../PN... - (in)]	DN000/PN10 - (4)	DN150/PN10 - (6)
Cross section diameter [mm - (in)]	35 - (1.4)	
Weight (without cable) [kg - (lbs)]	1100 - (2420)	1130 - (2464)

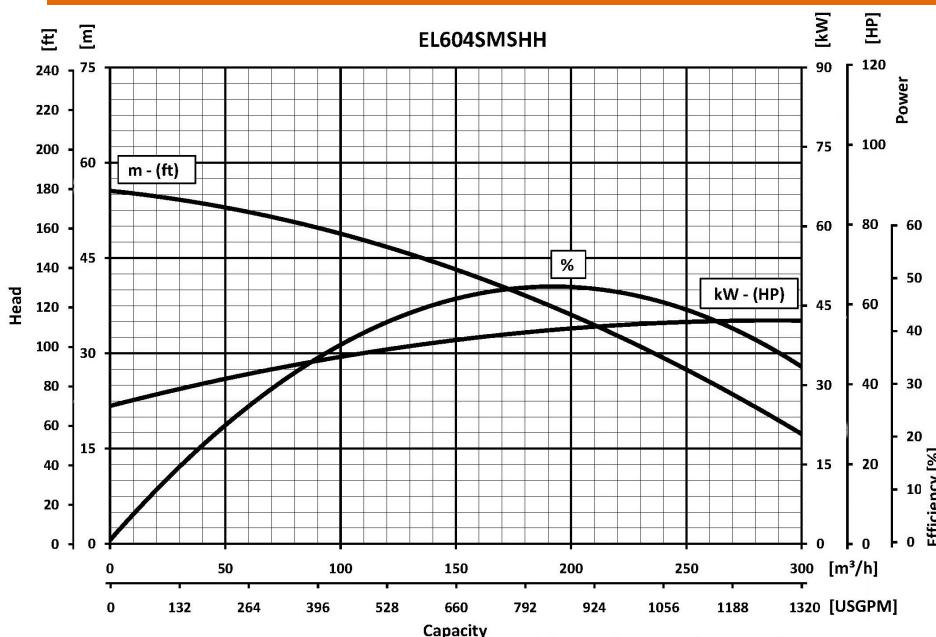
ELECTRIC MOTOR	
Power [kW-HP]	90-120
Voltage [V]/Current [A]	460/141
Phases/Poles/Frequency [Hz]	3/4/60
Speed [RPM]	1750
Insulation class	H
Power cable 20m (IEC 60245- 4)	H07RN-F 4G50

MATERIALS	
Casing	Spheroidal cast iron EN-GJS-800-2 (EN 1563)
Motor housing	Cast iron EN-GJL-250 (EN 1561)
Wear parts	High chrome EN-GJN-HV600 (XCr18) (EN 12513)
Main shaft	High tensile steel 39NiCrMo3 (AISI 9840)

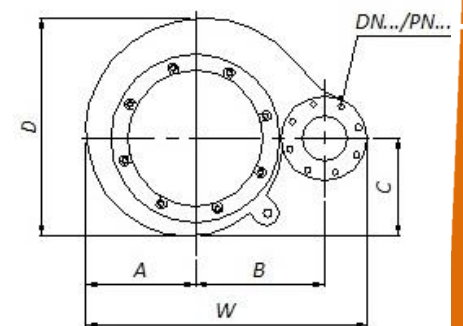
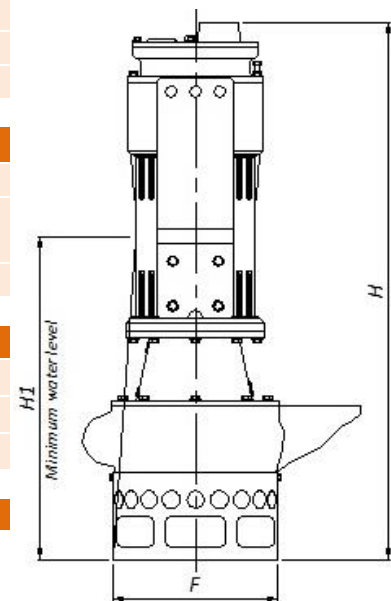
SEALS / LUBRICANT	
Motor side seals	1 mechanical seal (silicon carbide in oil bath)
Impeller side seals	1 mechanical seal (silicon carbide in oil bath) + 1 lip seal (BUNA) + 1 V-RING (TPU)
Oil type	ISO 320

DIMENSIONS [mm - (in)]							
H	W	D	F	H1	A	B	C
1450	902	774	600	1000	374	418	363
(58)	(36)	(31)	(24)	(40)	(15)	(16.7)	(14.5)

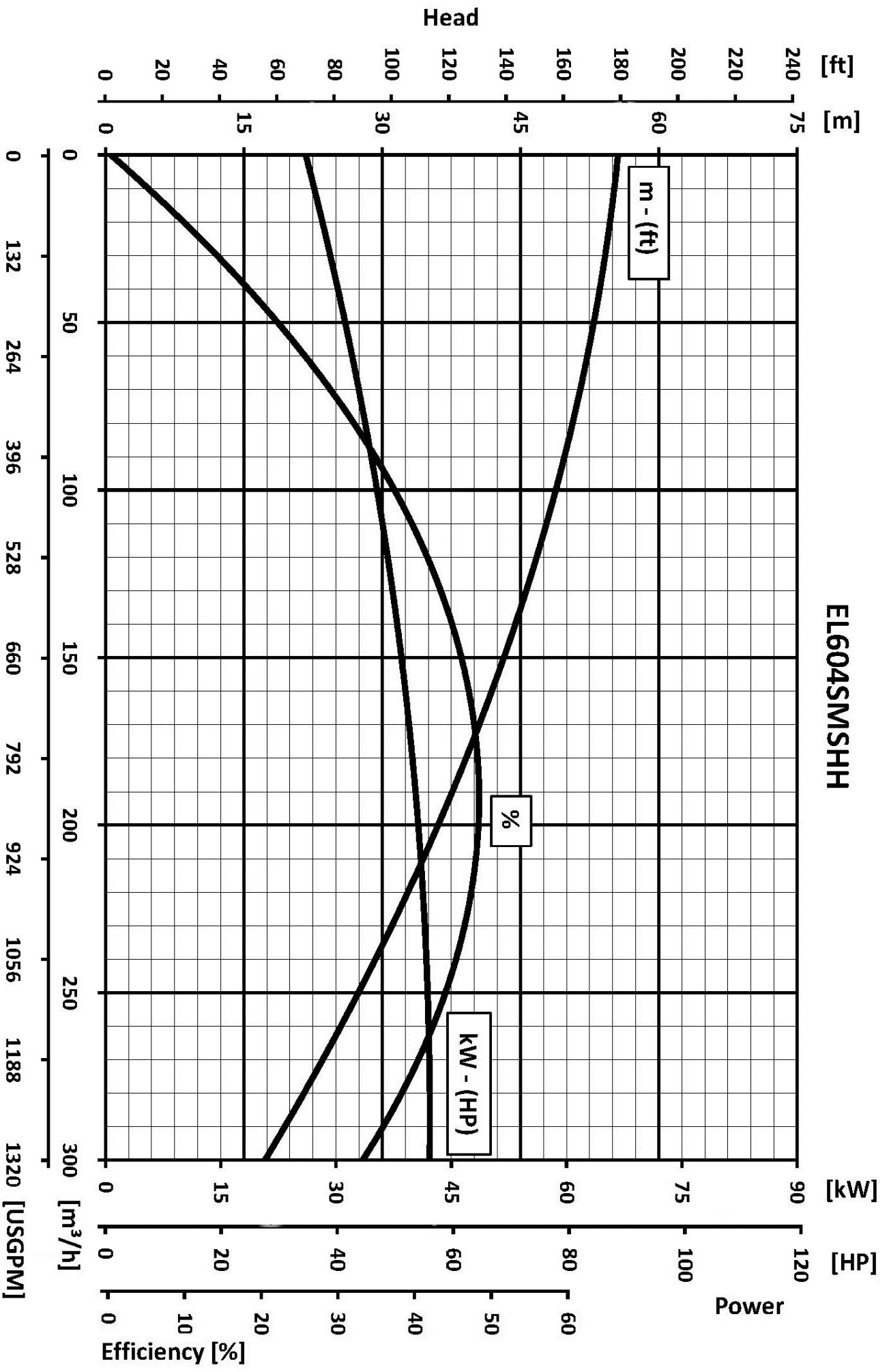
PERFORMANCE CURVES



We reserve the right to make changes without notice



EL604SMSHH



We reserve the right to make changes without notice