

Electric pump

EL7.5SS

PUMP SPECIFICATIONS

Capacity [m ³ /h - (USGPM)]	60 - (264)
Head [m - (ft)]	12 - (39)
Impeller diameter [mm - (in)]/type	225 - (9)/4 blades opened
Hose adaptor diameter [mm - (in)]	100 - (4)
Cross section diameter [mm - (in)]	25 - (1)
Weight (without cable) [kg - (lbs)]	260 - (572)

ELECTRIC MOTOR

Power [kW-HP]	9-12.5
Voltage [V]/Current [A]	280-460/26.6-16
Phases/Poles/Frequency [Hz]	3/4/60
Speed [RPM]	1750
Insulation class	H
Power cable 20m (IEC 60245- 4)	H07RN-F 4G10

MATERIALS

Casing	Spheroidal cast iron EN-GJS-500-7 (EN 1563)
Motor housing	Spheroidal cast iron EN-GJS-500-7 (EN 1563)
Wear parts	High chrome EN-GJN-HV600 (XCr18) (EN 12513)
Main shaft	High tensile steel 39NiCrMo3 (AISI 9840)

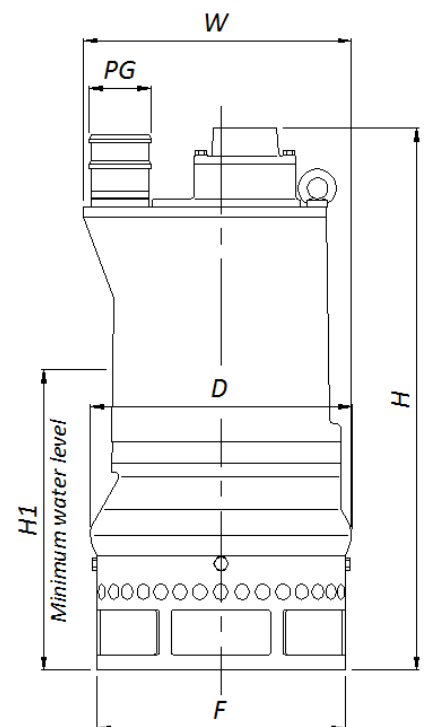
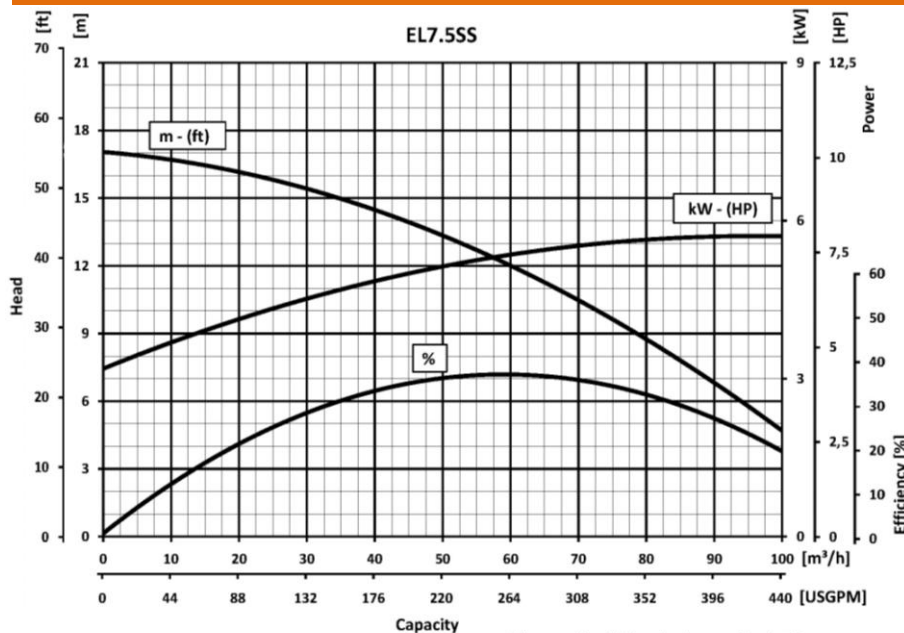
SEALS / LUBRICANT

Motor side seals	1 mechanical seal (silicon carbide in oil bath)
Impeller side seals	1 mechanical seal (silicon carbide in oil bath) + 4 lip seal (2 BUNA + 2 TPU)
Oil type	ISO 32

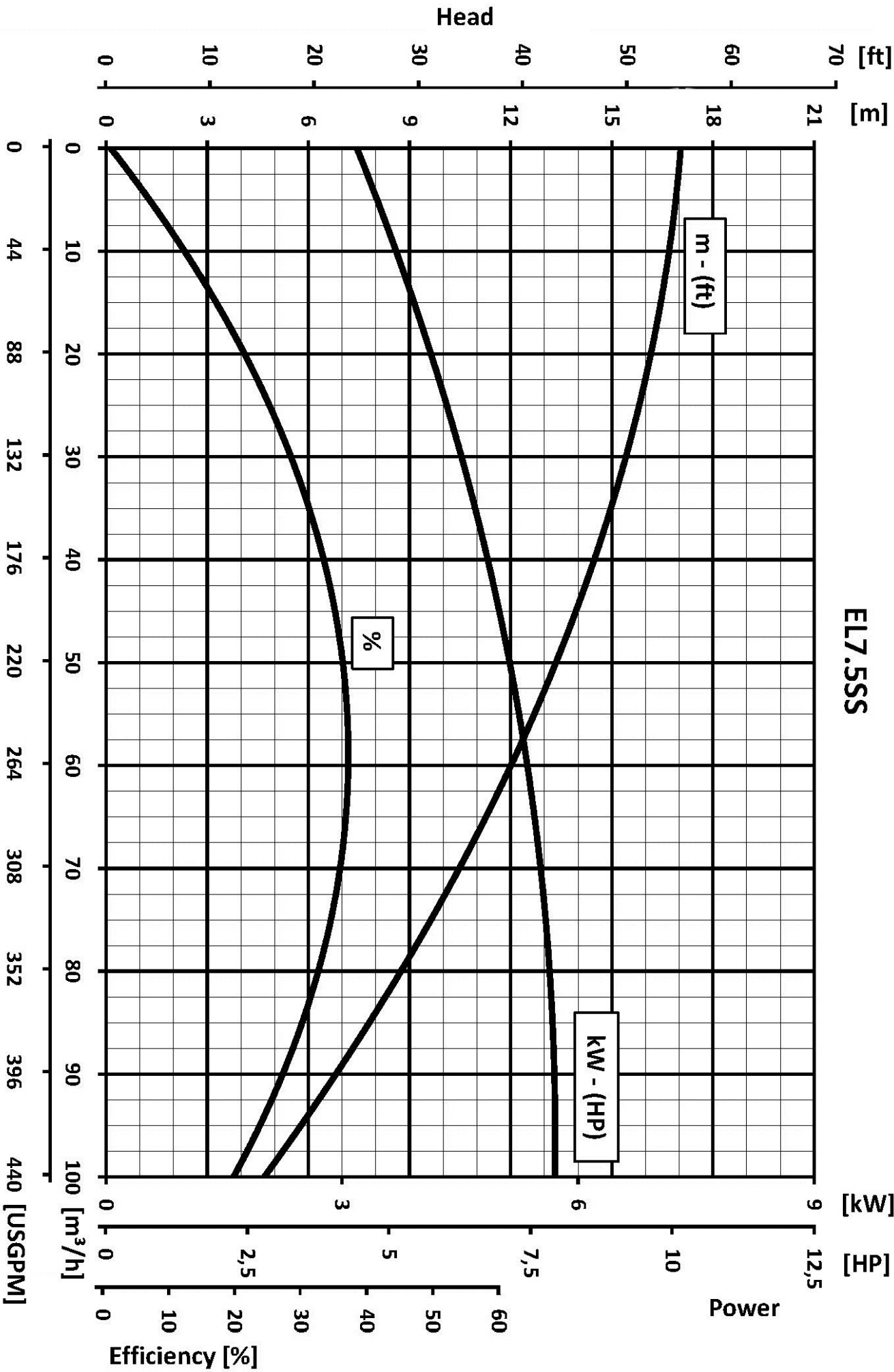
DIMENSIONS [mm - (in)]

H	W	D	F	H1	PG
920	435	435	415	550	100
(36.8)	(17.4)	(17.4)	(16.6)	(22)	(4)

PERFORMANCE CURVES



EL7.5SS



We reserve the right to make changes without notice