

Hydraulic pump

HY24

PUMP SPECIFICATIONS

Max Capacity [m ³ /h - USGPM]	75 - 330
Max Head [m - ft]	47 - 150
Impeller diameter [mm - in]/type	308 - 12 /4 blades opened
Hose adaptor diameter [mm - in]	100 - 4
Solid handling [mm - in]	25 - 1
Weight [kg - lb]	220 - 9

HYDRAULIC MOTOR

Motor displacement [cc - cu in]	20 - 1,2
Max. oil flow rate[l/min - USGPM]	40 - 11
Max. pressure [bar - PSI]	350 - 5076
Power [kW-HP]	24 - 30
Speed [RPM]	2000

MATERIALS

Casing	Spheroidal cast iron EN-GJS500-7 (EN1563)
Motor housing	Spheroidal cast iron EN-GJS500-7 (EN1563)
Wear parts	High chrome EN-GJN-HV600 (XCr18) (EN12513)
Main shaft	High tensile steel 39NiCroMo3 (AISI 9840)

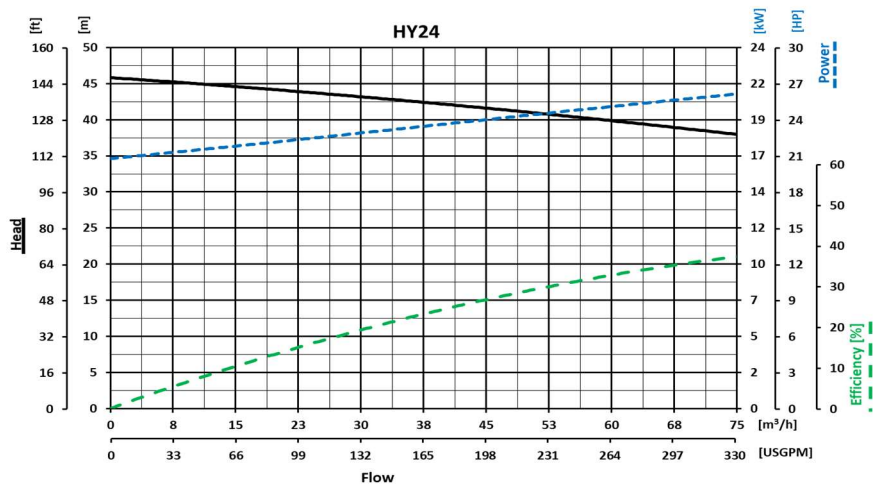
SEALS / LUBRICANT

Motor side seals	1 mechanical seal (silicon carbide in oil bath)
Impeller side seals	1 meachanical seal (silicon carbide in oli bath) +4 lip seals (2 BUNA + 2 TPU)
Oil type	ISO 32

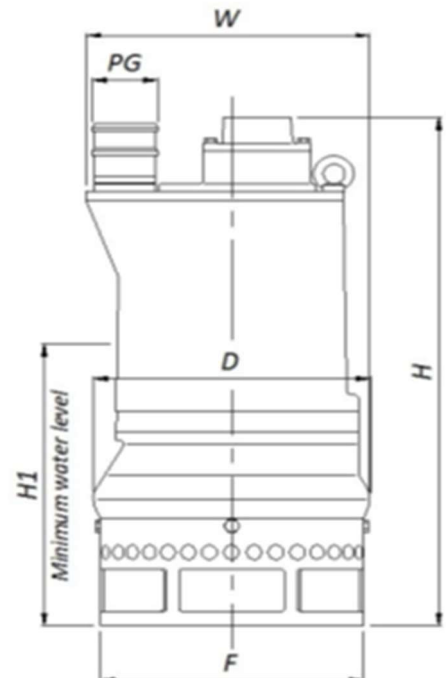
DIMENSIONS [in]

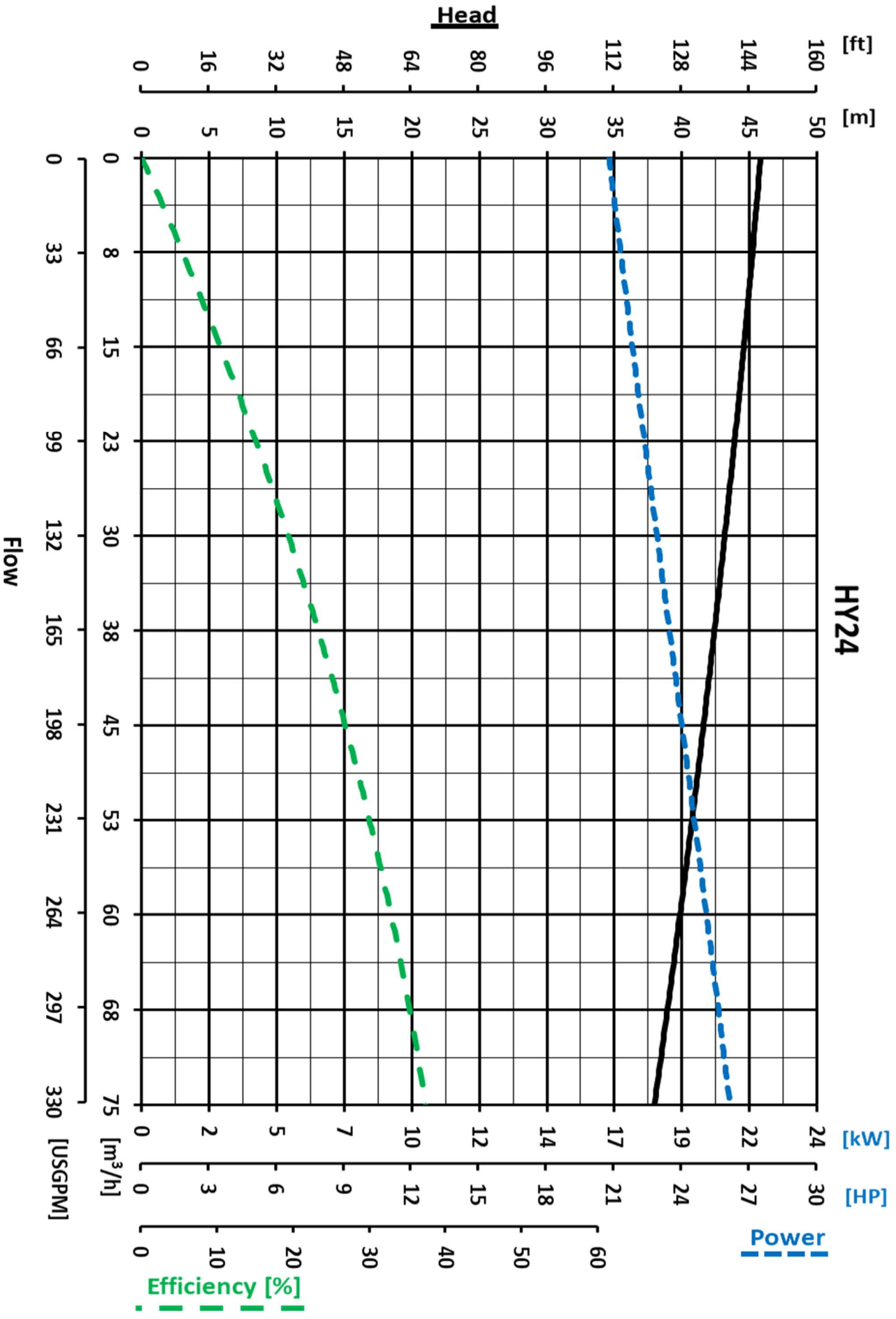
H	W	D	F	PG	H1
36	17	17	16	4	23

PERFORMANCE CURVES



We reserve the right to make changes without notice





We reserve the right to make changes without notice