

# Hydraulic pump

## HY600HC

### PUMP SPECIFICATIONS

Capacity [m <sup>3</sup> /h]	2400
Head [m]	30
Impeller diameter [mm]/type	800/2 blades closed
Flanged bore size [DN.../PN...]	DN450/PN10
Cross section diameter [mm]	120
Weight[kg]	4500

### HYDRAULIC MOTOR

Motor displacement [cc]	1000
Max. oil flow rate[l/min]	950
Max. pressure [bar]	300
Power [kW-HP]	475-635
Speed [RPM]	950

### MATERIALI

Casing	Spheroidal cast iron EN-GJS-500-7 (EN 1563)
Motor housing	Cast iron EN-GJL-250 (EN 1561)
Wear parts	High chrome EN-GJN-HV600 (XCr18) (EN 12513)
Main shaft	High tensile steel 39NiCrMo3 (AISI 9840)

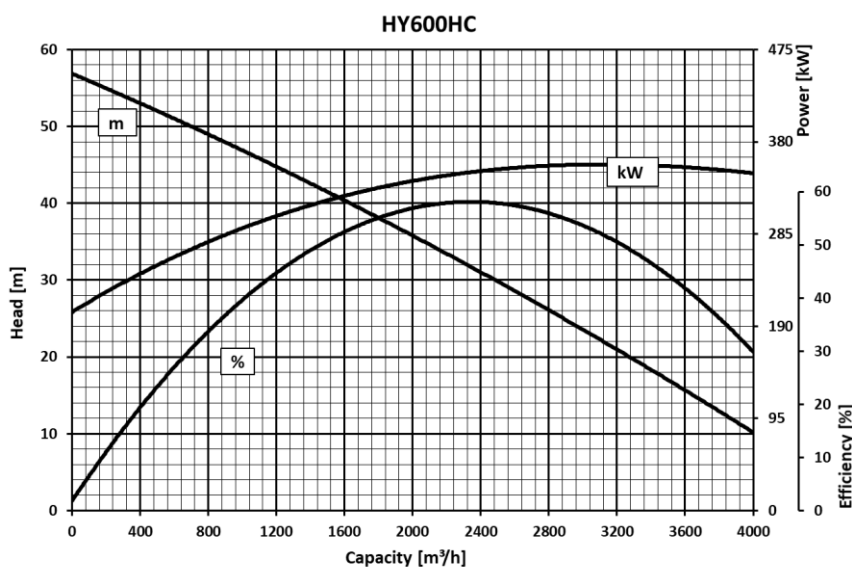
### SEALS / LUBRICANT

Motor side seals	3 lip seals (2 BUNA + 1 PTFE)
Impeller side seals	5 lip seals (3 BUNA + 2 PTFE)
Oil type	ISO 320

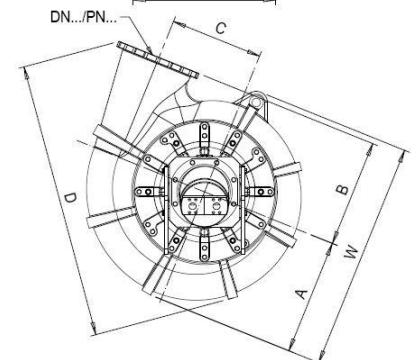
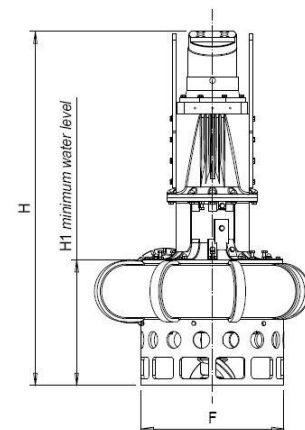
### DIMENSIONS [mm]

H	W	D	F	H1	A	B	C
2525	1630	1975	1015	900	825	765	660

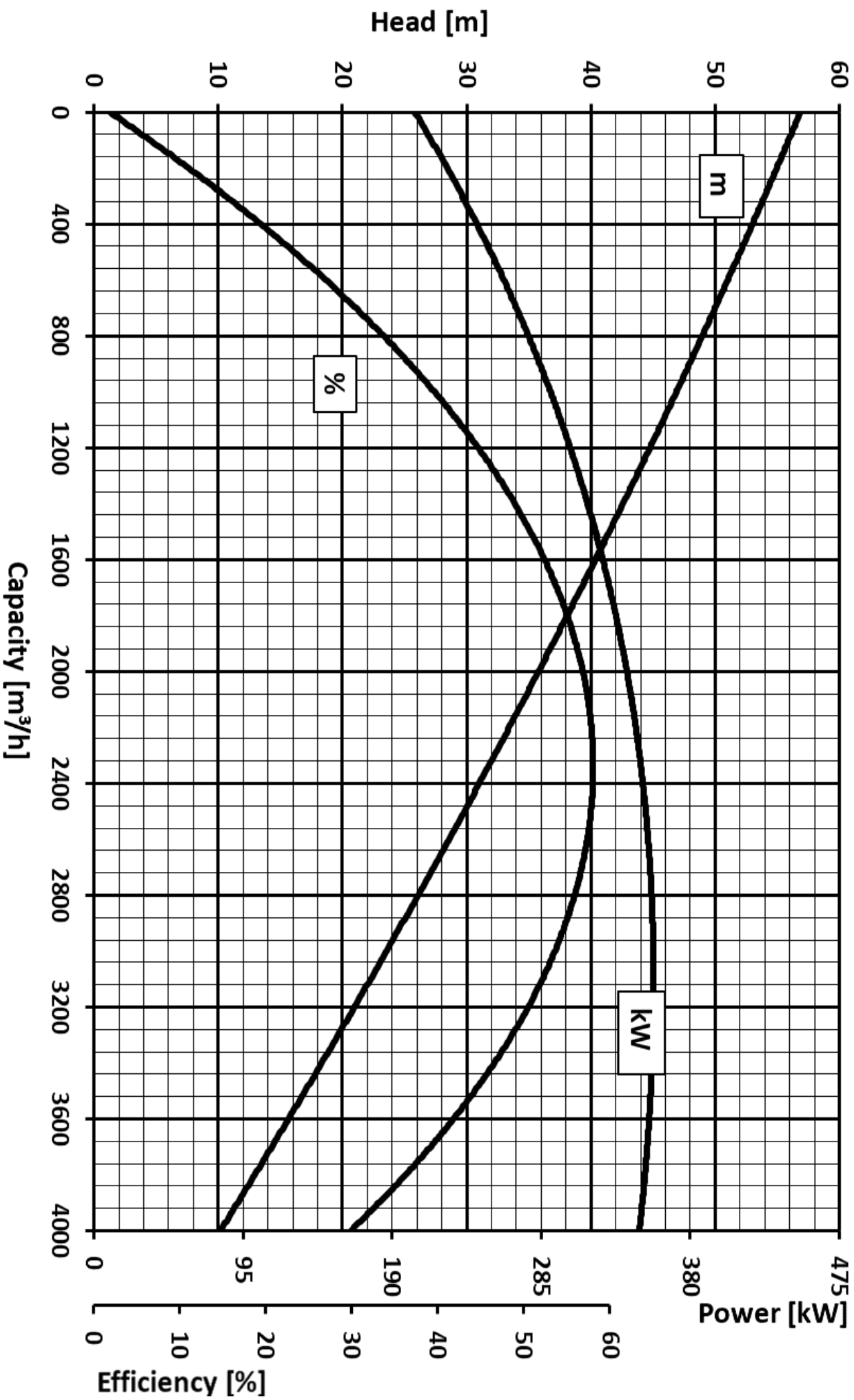
### PERFORMANCE CURVES



We reserve the right to make changes without notice



# HY600HC



We reserve the right to make changes without notice